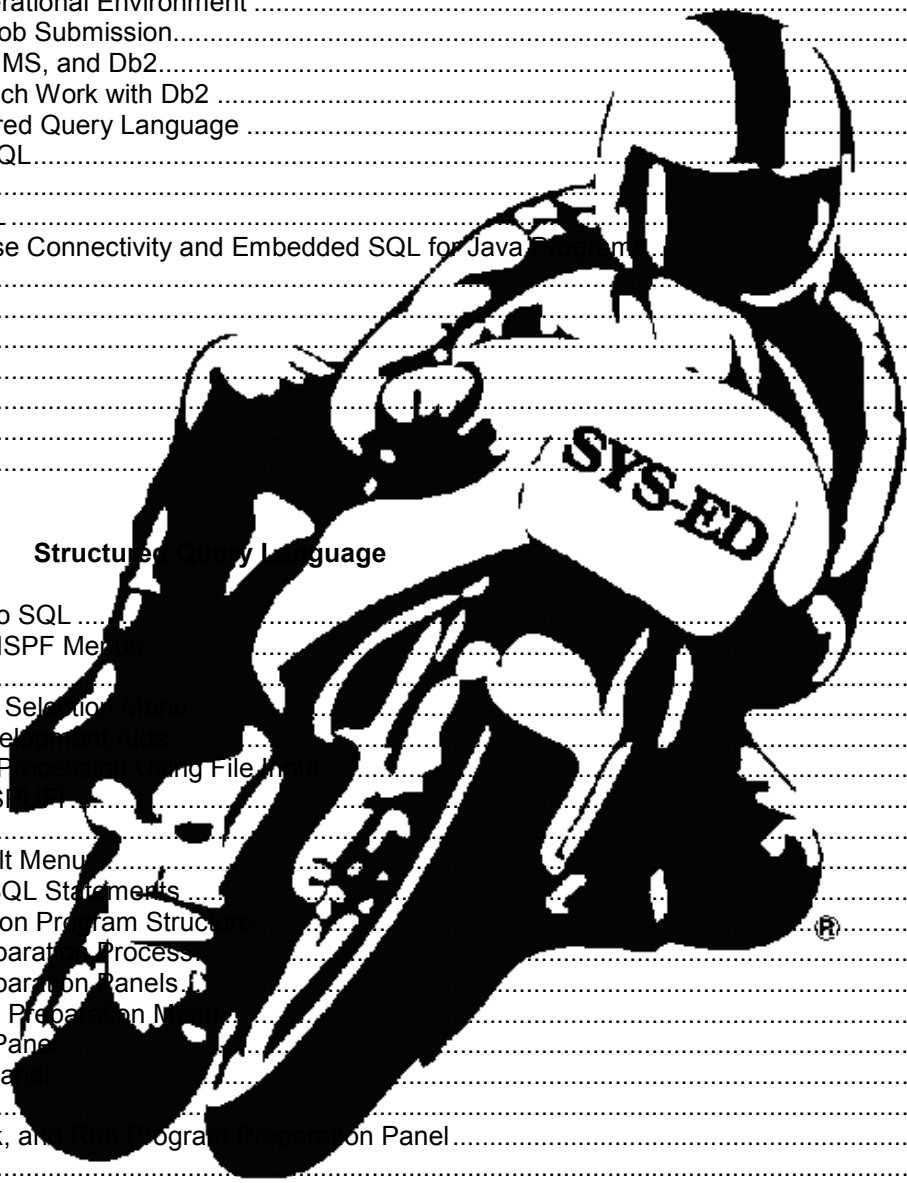


Chapter 1: Fundamentals of Db2

Relational Database Systems 1
IBM's Relational Database Products 1
Db2 at a Glance 2
Major Benefits of Db2..... 3
The Db2 Operational Environment 4
z/OS Batch Job Submission..... 5
z/OS: CICS, IMS, and Db2..... 6
Products Which Work with Db2 7
SQL: Structured Query Language 8
Embedded SQL..... 9
Static SQL 9
Dynamic SQL..... 9
Java Database Connectivity and Embedded SQL for Java 10
Tables..... 11
Base Table 11
Views..... 12
Aliases..... 13
Indexes..... 14
Db2 Clients..... 15
Privileges..... 16

Chapter 2: Structured Query Language

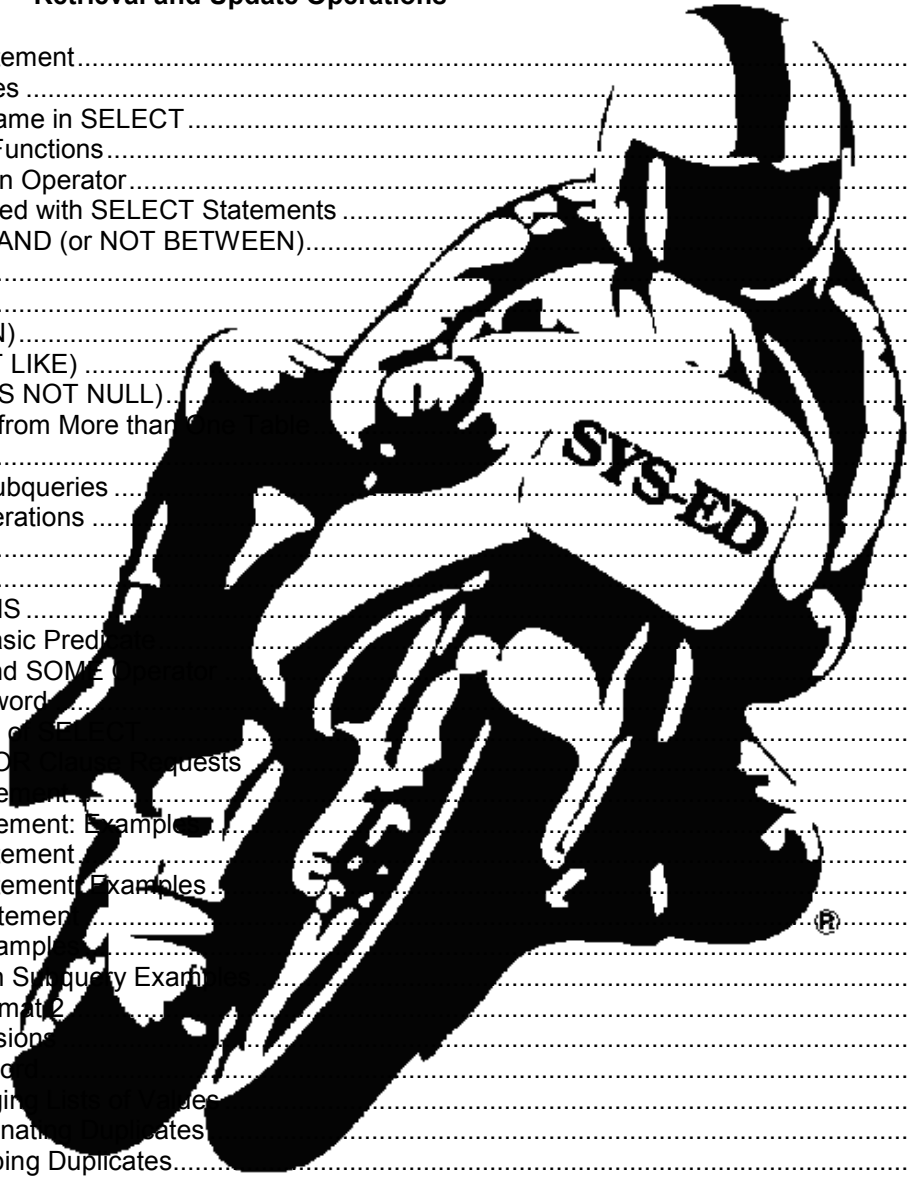
Introduction to SQL 1
Db2 through ISPF Menu 2
Db2 Panels..... 2
Db2I Primary Selection 3
Program Development 4
SPUFI: SQL Preparing File in 5
How to Use SPUFI 5
SPUFI Menu..... 6
SPUFI Default Menu..... 7
Embedding SQL Statements 8
Db2 Application Program Structure 9
Program Preparation Process 10
Program Preparation Panels 11
Db2 Program Preparation Menu 12
Db2 Default Panels 13
Precompile Panel 14
Bind Panel..... 15
Compile, Link, and Run Program on Panel..... 16
SQLCA 17
Defining the SQLCA in Working-Storage 17
SQLCA Fields 18
SQLCA: SQL Communication Area 18
Whenever Statement 19
Result Table 20
Datatypes 20
Selecting Some Columns: SELECT column-name..... 21



Naming Result Columns: AS..... 21
SQL Rules for Processing a SELECT Statement..... 22
Comparison Operators Used in Conditions 23
Selecting Rows that Have Null Values..... 23


Chapter 3: Retrieval and Update Operations

SELECT Statement..... 1
Sample Tables 3
AS column name in SELECT 8
Five Built-in Functions..... 9
Concatenation Operator..... 10
Keywords Used with SELECT Statements 11
BETWEEN...AND (or NOT BETWEEN)..... 12
AND..... 12
OR..... 12
IN (or NOT IN)..... 13
LIKE (or NOT LIKE) 13
IS NULL (or IS NOT NULL)..... 13
Joining Data from More than One Table..... 14
Subquery..... 15
Correlated Subqueries 16
Retrieval Operations 17
JOINS..... 19
INNER JOIN 19
OUTER JOINS 19
Subquery: Basic Predicate..... 21
ALL, ANY, and SOME..... 21
EXISTS Keyword..... 22
WITH Clause..... 22
OPTIMIZE FOR..... 23
INSERT Statement..... 24
INSERT Statement: Examples..... 25
DELETE Statement..... 27
DELETE Statement: Examples..... 28
UPDATE Statement..... 30
Format 1: Examples..... 31
UPDATE with Subquery Example..... 33
UPDATE Format 2..... 33
Case Expression..... 34
UNION Keyword..... 35
UNION: Merging Tables..... 35
UNION: Eliminating Duplicates..... 35
UNION: Keeping Duplicates..... 36
Special Registers 37
Working with Declared Temporary Tables..... 38



Chapter 4: SQL Functions


Definition and Purpose.....	1
Column Functions	2
Scalar Functions	4
Scalar Functions: Returns and Examples.....	5
Commonly Used Scalar Functions.....	11
CHAR Function	11
DECIMAL	11
VALUE	12
NULLIF.....	12
User-defined Functions.....	13
Column Functions	14
Commonly Used Column Functions	15
Scalar Functions	18
ABS or ABSVAL.....	19
ASCII.....	19
CHAR.....	19
COALESCE.....	20
DATE.....	20
DAY.....	21
DAYOFWEEK.....	21
DAYOFYEAR.....	21
DIGITS.....	22
HEX.....	22
LCASE/LOWER.....	23
LENGTH.....	23
LTRIM.....	24
RIGHT.....	24
SUBSTR.....	25
VALUE.....	25



Chapter 5: Table and View Design

Table Design.....	1
Logical Table Design.....	1
Table Considerations.....	1
Columns Considerations.....	2
Columns Considerations: NULL vs. NOT NULL.....	2
Columns Considerations: PRIMARY vs. FOREIGN.....	3
Columns Considerations: Indexing.....	3
Columns Considerations: Indexing on a Table.....	3
Columns Considerations: Indexing on a Table.....	4
Columns Considerations: Indexing on a Table.....	4
Physical Table Design.....	5
Design Storage Groups.....	5
Designing a Db2/SQL Database: Definition.....	6
Concurrent Access.....	6
Simple Tablespace.....	7
Partitioned Tablespace	7
Segmented Tablespace.....	8
Options on CREATE TABLESPACE	9
Characteristics of Table Names.....	12
Check Constraints.....	13
CREATE TABLE - UNIQUE Clause.....	14
LOCKSIZE on TABLESPACE.....	15

LOCKMAX..... 15
Available Bytes in a Page 16
Column Length and Datatypes..... 17
Byte Count..... 17
Additional Facts About Datatypes 18
How Many Tables for Each Tablespace? 19
One Table for Each Tablespace 19
Several Tables for Each Tablespace 20
Exit Routines for EDITPROC, VALIDPROC, and FIELDPROC 21
Audit Trace 22
Db2 Commands for the Trace..... 22
Create Table Options..... 23
Referential Integrity 24
Primary Key..... 24
Foreign Key..... 25
Table Space Calculation 27
Example: Table Space 27
Designing Indexes..... 28
Clustering Index 28
Partitioned Index 29
Index Design Considerations..... 30
Index Space Calculation 32
Example: Index Space Ca 33
Designing Views..... 34
View Restrictions..... 35
Use of Catalog in Design..... 36
Package and Plan 37



Chapter 6: Embedded SQL and Update Operations

OPEN CURSOR, DECLARE CURSOR, and CLOSE CURSOR 1
AS column name in SELECT 10
Five Built-in Functions 11
Built-in Functions: Examples 12
Arithmetic Expressions 18
Other SELECT Statement Clauses 20
GROUP BY Clause 20
HAVING Clause 22
ORDER BY Clause 23
VALUE Function 25
Keywords Used in SQL Statements 26
UNION: Combining More SQL Statements 26
INSERT Statement 28
INSERT Statement Examples 28
DELETE Statement 33
Examples of the DELETE Statement: Using Format 1 and Format 2 34
UPDATE Statement 41
Format 1 Examples 43
UPDATE with Subquery Examples 52
UPDATE 53

Chapter 7: DB2 Architecture

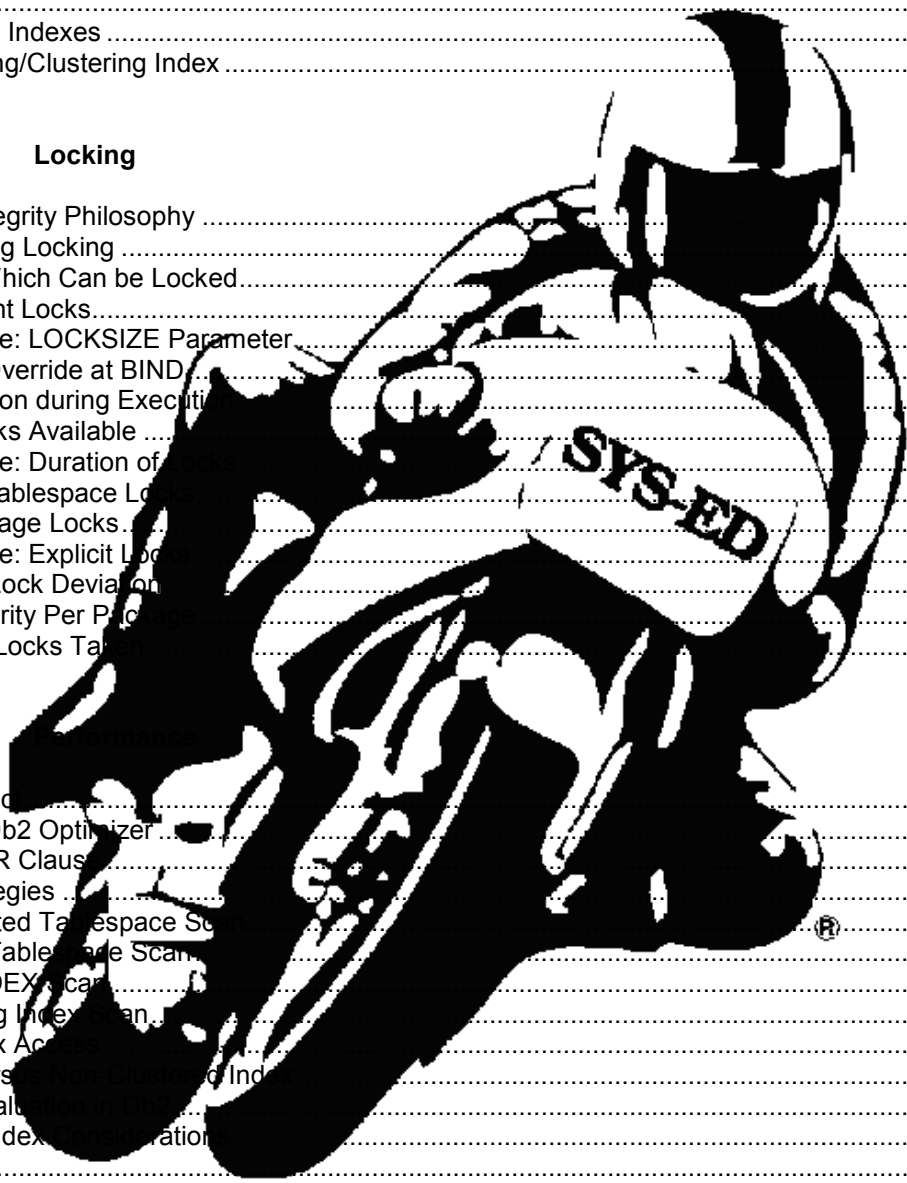
Physical Page Format 1
 Page to Control Interval Relationship 1
 RID: Record Identifier 2
 RID to INDEX Relationship 2
 Index Facts 3
 Types of Db2 Indexes 3
 Non-Clustering/Clustering Index 4

Chapter 8: Locking

Db2 Data Integrity Philosophy 1
 Understanding Locking 2
 Resources Which Can be Locked 2
 Effect of Intent Locks 4
 User Influence: LOCKSIZE Parameter 5
 LOCKSIZE Override at BIND 5
 Lock Escalation during Execution 6
 Types of Locks Available 7
 User Influence: Duration of 8
 Duration of Tablespace Lock 10
 Duration of Page Locks 11
 User Influence: Explicit Lock 12
 Tablespace Lock Deviation 13
 Lock Granularity Per Page 14
 Determining Locks Taken 15

Chapter 9:

Catalog Impact 1
 Input to the Db2 Optimizer 2
 Optimize FOR Clause 2
 Access Strategies 3
 Non-segmented Tablespace Scans 3
 Segmented Tablespace Scans 4
 Matching INDEX Scan 4
 Non-Matching INDEX Scan 4
 Multiple Index Access 5
 Clustered versus Unclustered Index 5
 Predicate Evaluation 5
 Compound Index 6
 Joins 7
 Nested Loop Join 7
 Merge Scan Join 7
 Hybrid Join 8
 EXPLAIN Results 9
 Isolation Level 11



Chapter 10: EXPLAIN Command

Purpose and Function 1
EXPLAIN Format 2
Syntax 2
BIND 3
REBIND 4
Plan Table 5
Reading the Plan Table 6
Plan Table Housekeeping Information 6
Determining Access Path 8
How the Join Was Performed 9

Chapter 11: Query Management Facility

Purpose and Function 1
Iterative Processing for Form and Report 2
Component Parts of QMF 3
The Panels 4
QMF Commands 6
Operator Aids 7
QMF User Profile 8
The Query Languages 9
QBE Example 10
Types of Data Manipulation 10
Examples of Generated Reports 11
Report Formatting 12
Basic Reports 12
Advanced Report Formatting 14
Temporary Storage 15
Saving QMF Temporary Storage Area 15
Procedures 16

